



Matchday Guide

For disabled supporters at Molineux

Season 2025/26



Premier
League

DEBET

SUDU



About This Guide


This guide is for any Wolves supporter who may need additional help when visiting Molineux. Whether it's your first time or you're a long time season ticket holder, the aim is to make your matchday as smooth and enjoyable as possible. You may find it helpful to download this guide to your phone before you travel.

Accessibility Commitment


Wolves are committed to making Molineux welcoming and accessible for everyone. The club works continuously to remove barriers and improve the matchday experience.

In this guide...

- 2 Introduction
- 3 Arriving at Molineux
- 10 Matchday Timings
- 11 Accessible Facilities
- 13 Safety & Security
- 15 Leaving Molineux
- 16 Social Story
- 17 FAQs
- 18 Stay in Touch



Arriving by car



By road from the north

Exit M6 at junction 12. At island take third exit onto A5 for Wolverhampton. At the next island turn left onto A449. After six miles the A449 passes under the M54. Carry straight on and at the sixth island (Five Ways) take the third exit onto Waterloo Road. Molineux is one mile straight on.

By road from the south east

Exit M6 at junction 10. Take A454 via Willenhall to Wolverhampton Ring Road. At first Ring Road island, take the fourth exit (A449 to Stafford). Straight on at next two sets of traffic lights. Filter right at third set of lights into Waterloo Road. Molineux is 500 yards on the right.

By road from the south west

Exit M5 at junction 2. Follow the signs for Wolverhampton on the A4123 for eight miles to the Ring Road. Turn left on Ring Road, following signs for Molineux. Take second exit at next two islands, pass Banks's Brewery and swimming baths on left and then turn left at next set of traffic lights. Molineux is 500 yards on the right.

Car Parking

Make your matchday more enjoyable with hassle free parking available at various locations around Molineux. See over for details

Road closure information

A number of road closures around the stadium as part of spectator safety measures will affect supporters on matchdays. Please refer to the road closure map and information below for details.

Waterloo Road

Will be closed from the roundabout leading to ASDA up to the traffic lights at Newhampton Road from 90 minutes before kick off up until a period at the discretion of the Matchday Safety Officer at the end of the game. (expected to be between 15 and 30 minutes).

Molineux Street / Sir Jack Hayward Way

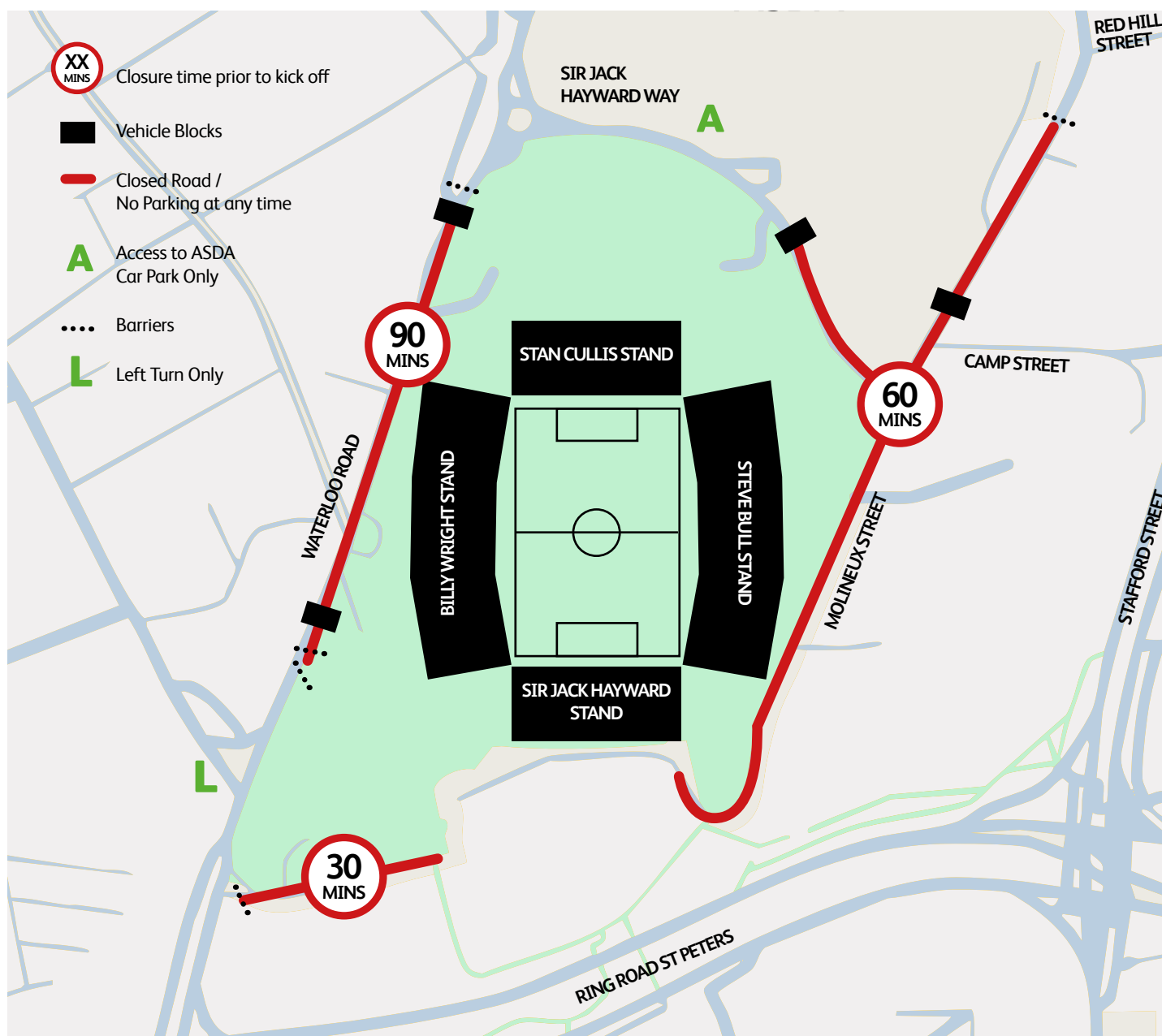

These roads will be closed as detailed on the map from one hour before kick off up until a period at the discretion of the Matchday Safety Officer at the end of the game (expected to be between 15 and 30 minutes).

Whitmore Hill

Whitmore Hill closes 30 minutes prior to kick-off

Please see the maps overleaf for more information.

Arriving by car




Post Code for SAT NAV: WV1 4QR

Wolves have a accessible drop off zone where supporters can have family or friends drive as close to the stadium for drop off and pick up. This is located on the Stan Cullis car park.

Visiting clubs are allocated with five passes for accessible away parking, to be purchased directly through the visiting club.

More information on parking is available from fanservices@wolves.co.uk or 01902 810485
Road closure information

Parking and Arrival




The accessible car park is located in front of the Stan Cullis Stand and is accessed via Jack Hayward Way. It is an open-air, surface-level tarmac facility with step-free access. A height restriction of 220cm (7ft 3in) is in place, and the car park operates a staffed barrier control system.



Clearly marked Blue Badge parking bays are available, measuring approximately 370cm x 480cm (12ft 2in x 15ft 9in) with a 120cm hatched access zone. These bays are located 4–11m from the outer concourse. On matchdays, Blue Badge parking must be pre-booked via the Club Ticket Office, and spaces are allocated on a match-by-match basis. Standard parking bays may also be used by Blue Badge holders where required. Parking charges apply to all users, including Blue Badge holders, unless otherwise specified for certain memberships.

A steward is available on matchdays to provide assistance. Twenty-two additional accessible parking spaces are available for supporters with hidden disabilities. Parent and child bays are not provided. The route from the car park to the stadium is fully accessible and can be used independently by wheelchair users.

Arriving by train or bus



Arriving by train


Wolverhampton Railway Station, Railway Dr, West Midlands, Wolverhampton WV1 1LE

Wolverhampton Railway Station is around a 15 minute walk away from Molineux. From the main station entrance proceed straight on towards the city centre and as you reach the inner ring road turn right. Just follow the ring road as it continues in a circular pattern around to the left. Eventually you will see the Molineux on the right. West Midlands Trains operates high-speed trains to and from London and regional train services across the West Midlands.

Arriving by bus

Local bus travel is a great way of reducing the traffic around the stadium on matchday.

Further information relating to local bus services and timetables can be found [here](#).



We urge all supporters to consider available public transport when traveling to fixtures at Molineux. With a range of options available, and with Molineux being located a short distance from various transport hubs, it's now easier than ever to consider a sustainable choice.


- Last season the club introduced new recycling bins around the concourses inside the ground. The club is proud of its waste management policy that ensures zero waste is sent to landfill.

Throughout the concourses, you will find two different bins at each location: one is for General Waste, the other for Dry Mixed Recycling.

- The club work closely with local travel providers across the county to provide various offers on public transport over the season. Any offers will be shared via email to applicable supporters, so we do recommend opting in to email communication from the club.
- One home fixture per season will be dedicated to One Pack One Planet. Where the club will host various events around the topic of sustainability in football, and provide various offers such as discount on Vegan / Vegetarian food.
- The club will also survey supporters attending home games throughout the season to understand their travel habits with this providing some key data and insight into how the club can assist supporters to make more sustainable choices.
- A range of club projects and news relating to sustainability can be found **here**.
- Drinks served in the various concourses around the ground are poured into reusable cups marked 'One Planet, One Chance'. This helps the club reduce unnecessary plastic waste used on a matchday and contributes to Wolves' focus on reducing our carbon footprint.



Tickets & Disability Access Support



Disabled supporters can contact the Ticket Office on 0371 222 1877

Wolves has a dedicated Disability Access Officer (DAO) who can help you find suitable seating for short term or long term access needs.

Support is available for both seasonal and match by match tickets (subject to availability).

The DAO is on site at every home match for support.

Season tickets

Season tickets are subject to a waiting list. Please contact the Ticket Office for more information on how to join this list.

Wolves App

- Download the Wolves App before travelling.
- Available on all major app stores.
- Includes matchday information, updates, and useful features.

Cashless Stadium

- Molineux is completely cashless.
- All food, drink, and retail outlets accept card payments only.

Special Occasions & Dedications


- To display a message on the big screen or in the matchday programme, email reception@wolves.co.uk with your message and photo.
- Requests must be sent 14 days before the match.
- Not all requests can be guaranteed.

Fan Services

- Phone: **01902 810485**
(Mon–Fri 10am–5pm, and until 2 hours before kick-off on matchdays)
- Email: fanservices@wolves.co.uk
- Live Chat: help.wolves.co.uk
(Mon–Fri 10am–5pm)



Arriving at Molineux & Exploring the Stadium



Fan Zone

- Located next to the Sir Jack Hayward Stand (turnstile block 5).
- Entertainment, guest appearances, food and drink.
- Card payments only.



Megastore

- Located at the Stan Cullis Stand.
- Fully accessible.
- Open until half-time and again after full-time.
- Check the Wolves website for exact opening times.



Ticket Office

- Between the Stan Cullis and Billy Wright Stands.
- Open until half-time and may reopen after the match.
- Check the website for timings.



North Bank Bar

- For season ticket holders and members.
- Opens around 2 hours before kick-off and for 1 hour after the match.
- Entry is subject to capacity.



Century Accessible Lounge

- Located in the Stan Cullis Stand concourse.
- A dedicated accessible space supported by the Premier League Fans Fund.
- Provides a calm, comfortable environment for disabled supporters.



ATMs

- The stadium is cashless, but an ATM is available at Asda, a 1 minute walk from the Stan Cullis Stand.



Matchday Programme

- Sold at various points outside the stadium.



Food & Drink

- Available around the stadium and inside the concourses.
- Card payments only.

Matchday Timings



Please note, these are indication of timings on a matchday. To find the timings specific to a fixture, please see the matchday guide published on the website ahead of the game.

3pm kick off


09:00	Ticket Office opens
10:00	Megastore opens Fan Services phone line opens
12:00	Official car parks open
12:30	North Bank Bar opens for season ticket holders and members Fan Zone opens
13:00	Hospitality areas open Fan Services phones close
13:30	Turnstiles open
14:30	Make sure you take your seat to catch the pre match build up
15:00	Kick off North Bank Bar, Megastore and Ticket Office close
15:45	Half-Time
16:45	Full Time North Bank Bar, Megastore and Ticket Office re-open
17:30	Ticket Office closes
18:00	North Bank Bar closes Megastore closes

7.45pm kick off

09:00	Megastore opens
16:55	Fan Zone opens
17:15	North Bank Bar opens to season ticket holders/members & official car parks open
18:00	Hospitality suites open
18:30	Turnstiles open
19:30	Make sure you take your seats to catch the pre-match build-up
19:45	Kick off North Bank Bar, Megastore and Ticket Office close
20:30	Half time
21:15	Megastore reopens
21:30	Full time North Bank Bar reopens for home fans

For ticket office opening times for evening games, please check the specific matchday guide published on the website.

Accessible Amenities at Molineux



Car Parking

Make your matchday more enjoyable with hassle free parking available at various locations around Molineux. See page 4 for details



Accessible Toilets

- Accessible toilets are available throughout all concourses.
- They use RADAR key access.
- If you don't have a RADAR key, speak to a steward or contact the club before the match.



Changing Places Facility

- Located between the Steve Bull Stand and Stan Cullis Stand.
- Includes specialist equipment and extra space.



Food & Drink Accessibility

- Lowered counters are available at selected kiosks.
- Large print or easy read menus are provided where possible.



Audio Description Commentary (ADC)

- Available at all home fixtures.
- Book through our online form [here](#)



Hearing Loops

- Installed in key areas including:
 - Main reception
 - Ticket office
 - Selected matchday facilities
- Supporters needing **BSL assistance** should contact the club in advance.



Sensory Room

- A quieter space for supporters who may find the stadium environment overwhelming.
- Email fanservices@wolves.co.uk for details or to book.

Where To Sit

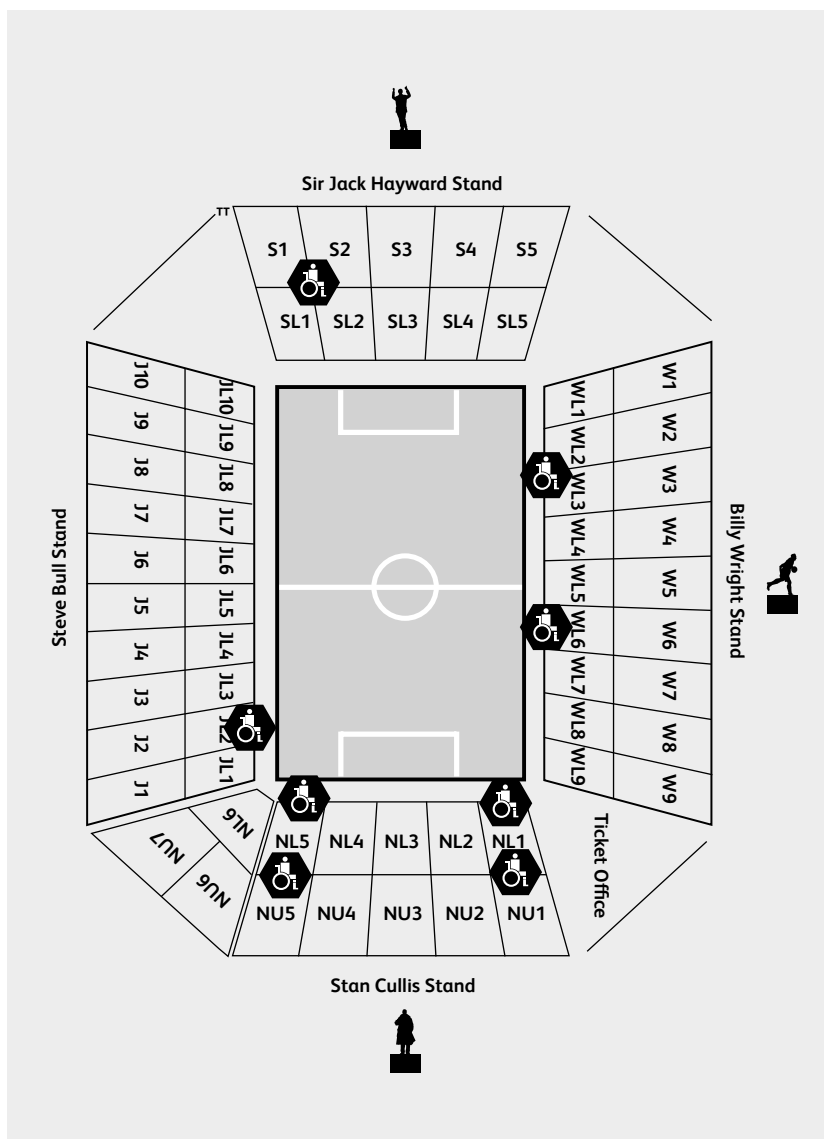
Molineux has a total of 140 spaces for wheelchair users within the stadium.

Home supporters have 125 wheelchair spaces available to them. Spaces are in the Billy Wright Stand (58 spaces), Stan Cullis Stand (63 spaces), Steve Bull stand (14 spaces) and Sir Jack Hayward Stand (7 spaces). Visiting clubs have 14 spaces which are located in the lower Steve Bull stand which is pitch side. On occasions, away supporters may be located in the Stan Cullis stand (NL6, NU6, NU7), there will be 8 wheelchair bays available in this situation.


Pitch side wheelchair user positions have little cover – blankets are available during Inclement weather subject to availability. Supporters are advised come dressed appropriately for the weather and to check the forecast before travel.

Elevated positions in the Stan Cullis stands are accessible by lifts.

Companions can sit adjacent to the wheelchair user but for busy games there are personal assistant seats behind the wheelchair user.



Safety & Security



What can I take inside Molineux?



Mobile phones
for personal use



Small folding
umbrella



Max 50ml
perfume bottles



Essential health related
medication / items*



500ml plastic drinks
bottle without lid



Small bag
30x21cm (A4 size)



Megastore purchases
in megastore carrier bags



Walking aids**



Small non-offensive
flags / banners
Max 1.5m wide with 1m pole

* Please email fanservices@wolves.co.uk to request a medical exemption certificate.

** For those requiring mobility aids other than crutches or walking sticks please contact fanservices@wolves.co.uk to discuss options.
If you need to bring a larger bag, medical equipment, or a change of clothes, contact the Disability Access Officer in advance:
fanservices@wolves.co.uk or Phone: **01902 810485**.

What can't I take inside Molineux?



Alcohol



Canned drinks



Drinking glasses



Glass bottles



Large or dark plastic
bottles and/or dark liquid



Laptops or computer
tablets



Image or sound
recording equipment



Large bodied cameras



Large umbrellas



Baby buggies or prams



Large bags, rucksacks
or suitcases



Tools



Aerosols or
gas cannisters



Air horns or
laser devices



Pyrotechnics, inc
fireworks, flares or
smoke devices



Knives or weapons



Offensive or large flags
above 1.5m wide or poles
longer than 1m



Musical instruments



Narcotics or drugs



Motorcycle helmets


Food items are permitted as long as they fit inside a small bag as defined above.

Sikh visitors may be permitted access with a Kirpan by prior arrangement via fanservices@wolves.co.uk

Advance permission is required for large flags and banners, see: help.wolves.co.uk/support/home

Entry will be refused with any other articles deemed dangerous, hazardous or that compromise public safety. For any questions prior to events please contact fanservices@wolves.co.uk or call **01902 810485**

Support on Matchday




The **Disability Access Officer** is present at every home match.

Disabled Liaison Stewards are available before, during, and after the game.

They can help with:

- Wayfinding
- Ticket scanning
- Locating accessible toilets and counters
- Providing ear defenders or audio commentary units (subject to availability)

Leaving Molineux



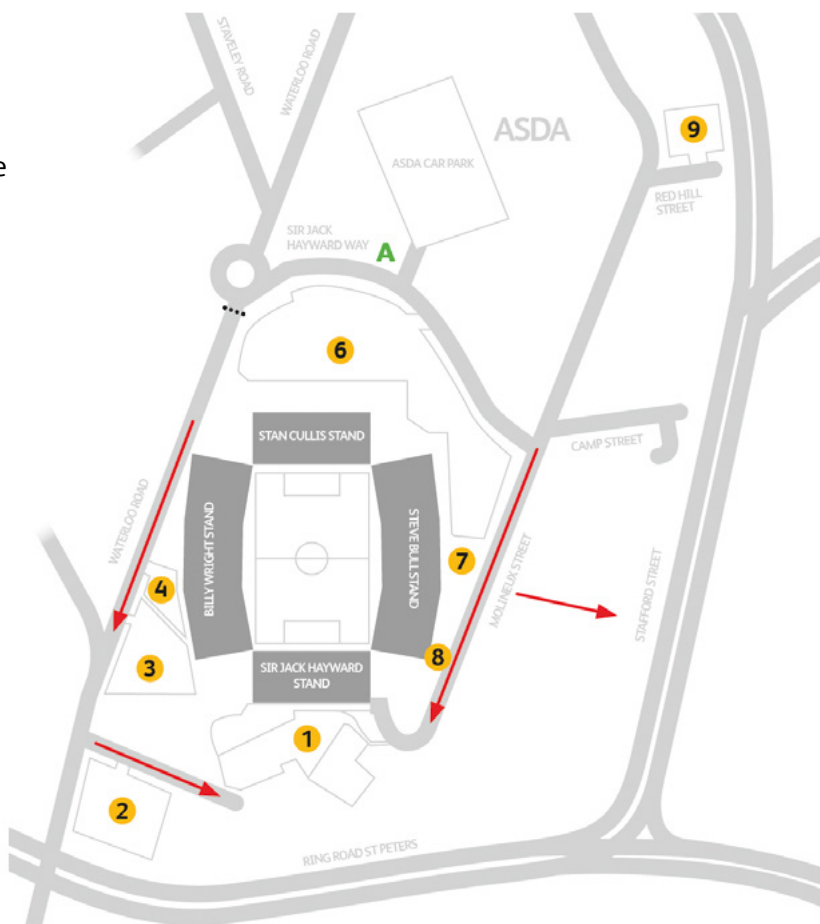
Wheelchair users have dedicated accessible exits to leave the ground. All exits have flat or ramped access. If located in the upper tier, the lift can transport wheelchair users to the lower concourse to exit the ground.

The City Centre is sign posted. It is approximately a 15 minute walk to the train station.

Please be aware, exit routes to the City and external car parks are generally up hill and manual wheelchair users may need extra assistance in reaching these points.


Wolves car parks affected by steep gradients are Upper Jack Hayward Car Park and Whitmore Hill upper and lower.

External car parks affected by steep gradients are St Peter and St Paul, Birch Street, Faulkland Street and Civic Centre.



- | | |
|--------------------------------|------------------------------|
| ① Sir Jack Hayward Car Park | ⑥ Stan Cullis Stand Car Park |
| ② Whitmore Hill Car Park | ⑦ Steve Bull Car Park |
| ③ Waterloo Road Car Park | ⑧ University Car Park |
| ④ Directors Car Park | ⑨ Red Hill Street Car Park |
| ⑤ Whitmore Hill Upper Car Park | ➔ Steep gradient |

When visiting Molineux for the first time...



Before I go...

I am going to Molineux Stadium in Wolverhampton.

I might go with my family, friends, or a group from school.

I will make sure I have my ticket, and any things I need.

I will wear comfortable clothes and shoes.



Getting there...

I might travel by car, bus, or train.

It might be noisy and crowded near the stadium.

I can hold onto a grown-up's hand if I feel worried.



Entering Molineux...

I will show my ticket to get in.

I might go through security checks.

People will be friendly and excited to watch the match.



Finding my seat...

I will follow the signs or a grown-up to my seat.

My seat will have a number to help me find it.

I might see lots of other fans, wearing team colours.



Watching the game...

I will cheer or clap when the team plays well.

Sometimes it might be loud and exciting.

I can take breaks if I feel overwhelmed.

I can ask for extra help, such as audio commentary, or ear defenders.

I can eat snacks and drink water during the game.



After the game...

The game will end after 90 minutes (sometimes a little longer).

I will leave with the crowd safely.

I can plan to come back another time if I enjoyed it.

I can talk about my favourite parts of the game.



Things to remember...

It is okay to feel nervous or excited.




Visiting Molineux is fun and safe.



I can ask for help if I need it.



FAQs



To view FAQs
scan the QR Code above

Stay in Touch

If you have feedback or experience any accessibility issues:

fanservices@wolves.co.uk

01902 810485

The club can provide information in alternative formats where possible.

Continuous Improvement

Wolves regularly review accessibility information and facilities to improve the matchday experience for all supporters.



VERSION 4.0
February 2026

Wolverhampton Wanderers Football Club
Molineux Stadium, Waterloo Road, Wolverhampton WV1 4QR