



VISITING CLUB SUPPORTERS ADVICE – SEASON 2021 – 2022

Chelsea v Wolverhampton Wanderers

FA Premier League

7th May 2022

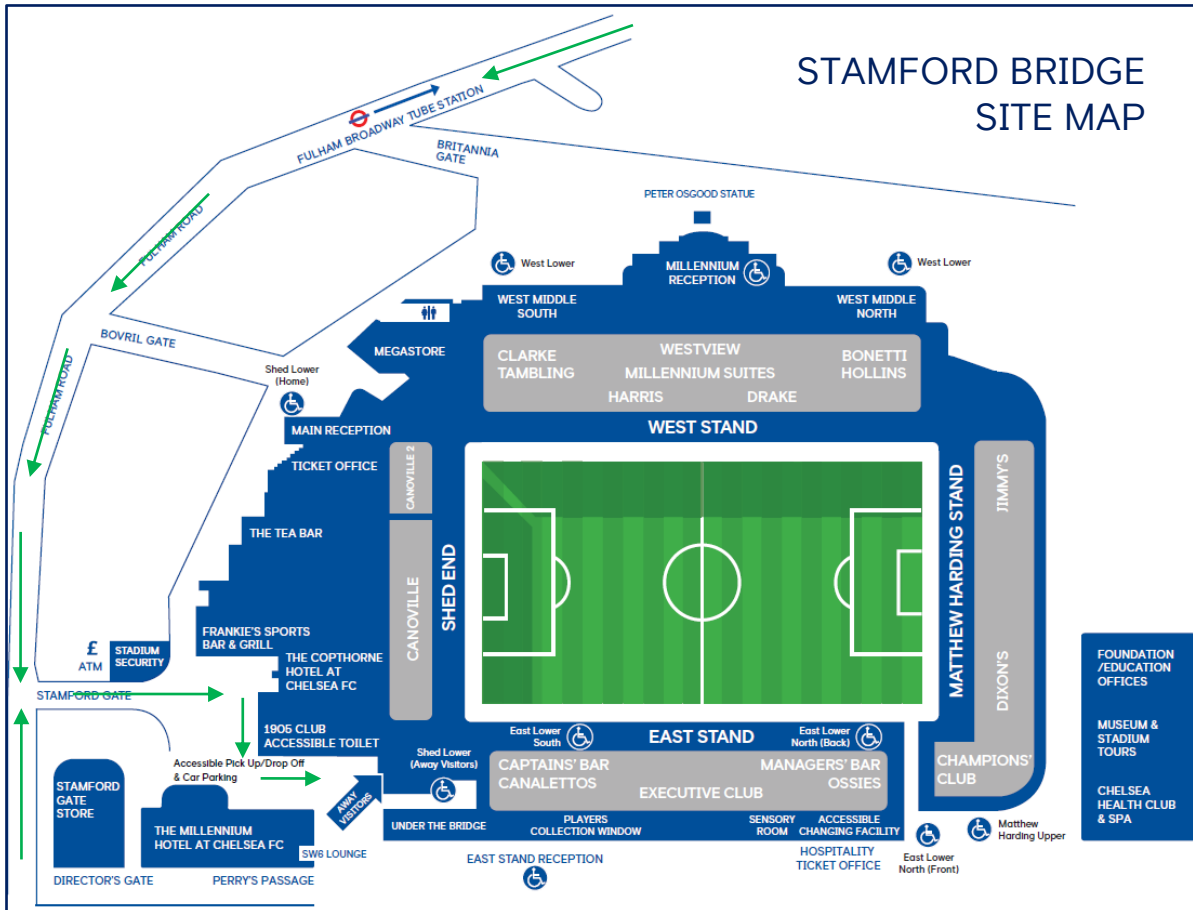
Kick Off: 15:00

CHELSEA v WOLVERHAMPTON WANDERERS

Visiting Club Supporters Advice

Chelsea FC warmly welcome Wolverhampton Wanderers FC supporters to Stamford Bridge and hope that the following information will assist and guide the arrival process ahead of our FA Premier League fixture on Saturday 7th May 2022.

The recommended entrance to the site for Visiting Supporters is via Stamford Gate (please see map below) which is nearest to the Visiting Supporters turnstiles.



Visiting Supporters Public Houses

The nearest Visiting Supporters pubs are to the north-east of Stamford Bridge at Earls Court and are a 25 to 30-minute walk (1.4 miles) from the Stadium.

Earls Court Tavern

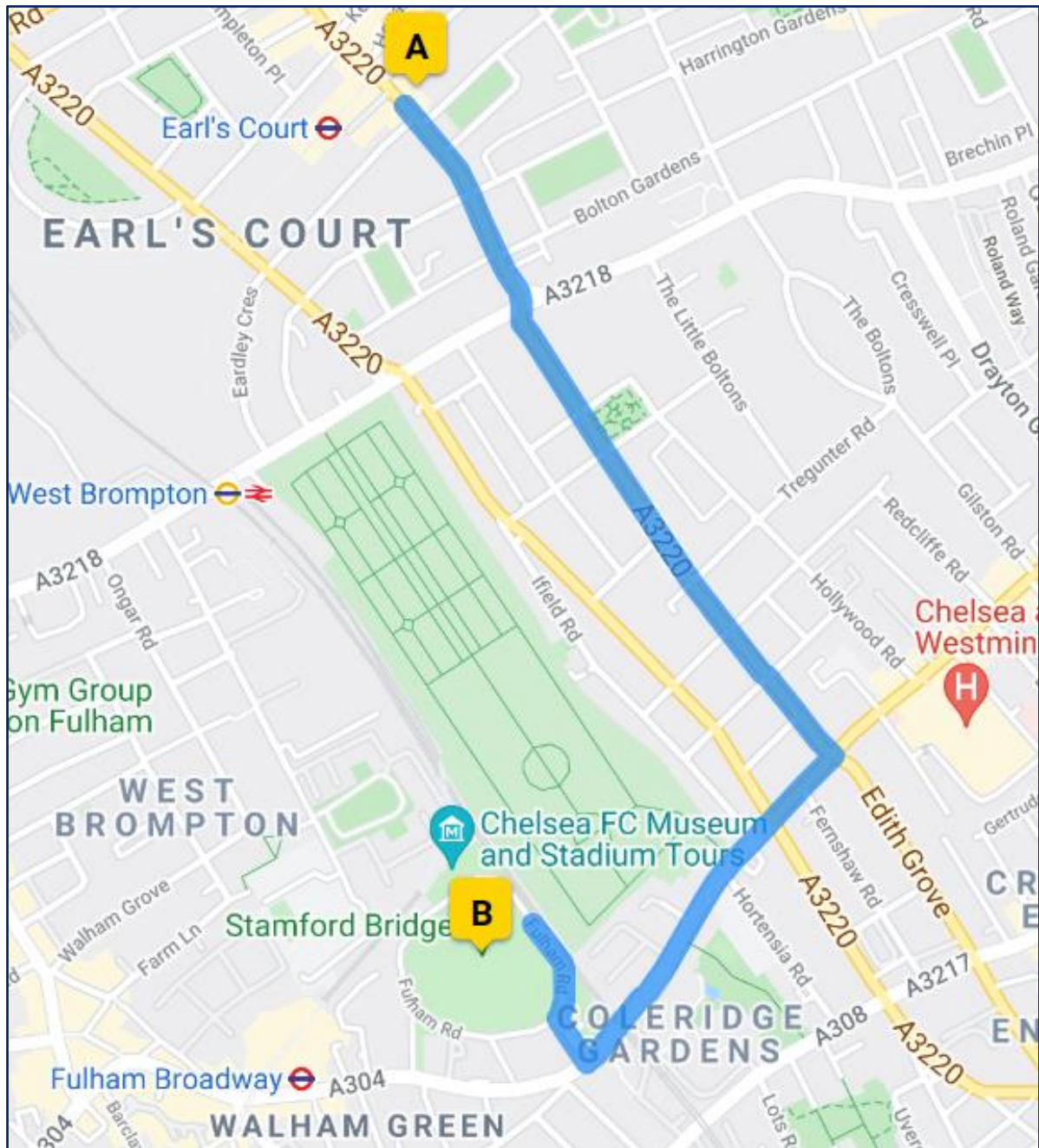
123 Earls Court Road, Kensington, London SW5 9RL

Prince of Teck

161 Earls Court Road, Kensington, London SW5 9RQ

The Courtfield Tavern

187 Court Road, Kensington, London SW5 9AN



Stadium COVID-19 Measures

In line with the latest Government Guidance, COVID-19 passes will no longer be enforced as a condition of entry to matches. The Premier League and Clubs will continue to urge fans to follow Public Health Guidance to keep each other safe on a match day, including wearing face coverings when indoors or in crowded areas.

As COVID-19 restrictions cease, it is vital supporters continue to do all they can to minimise the risk of passing on COVID-19. There are some simple ways fans can help keep each other safe on a match day:

- Be responsible and do not travel if you have COVID-19 symptoms.
- Wear face coverings in indoor and crowded areas.
- Continue to regularly wash your hands.
- If possible, take a COVID-19 test on a match day to check there is no risk of passing on the virus.
- The best way to protect yourself and others from COVID-19 is to get vaccinated.

Stadium Entry

Chelsea FC operate the following queuing procedure (see below) to co-ordinate and moderate the flow of supporters to the turnstiles to ensure a safe entry into the Stadium.

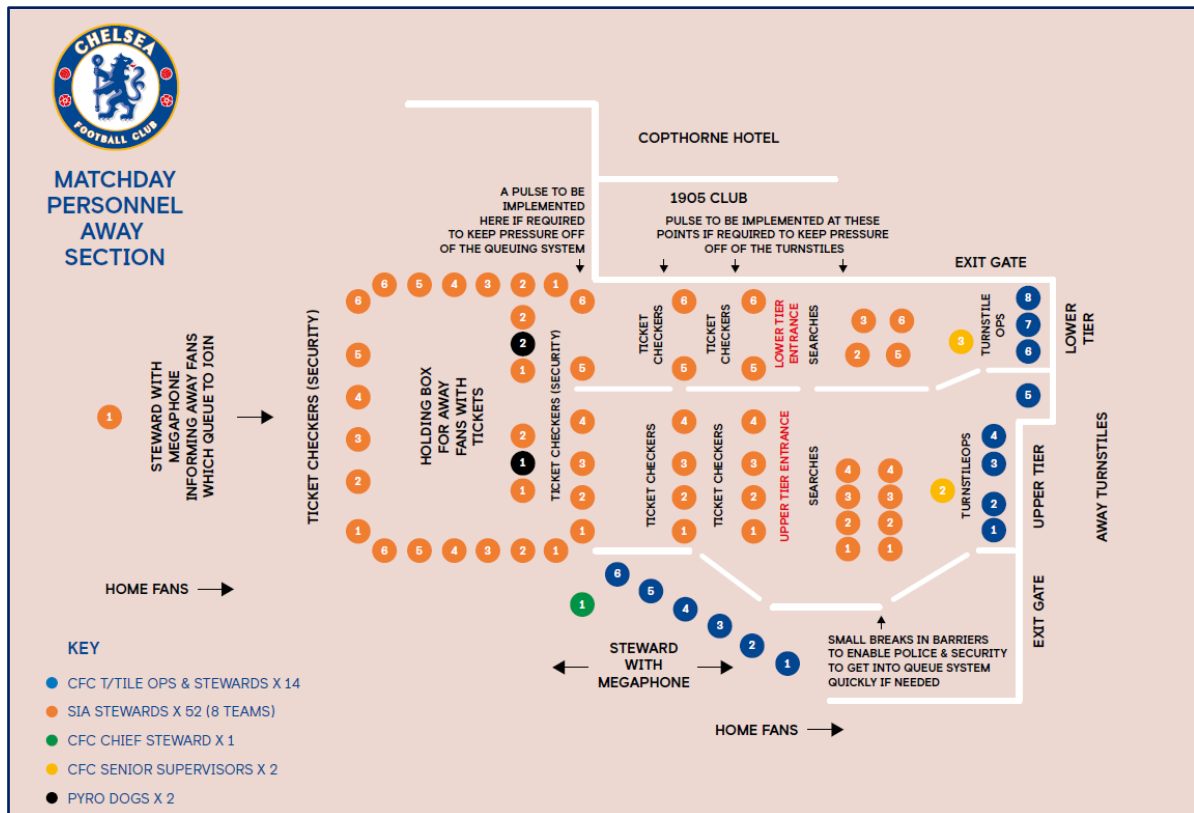
On arrival at the queuing system the following processes will occur:

Pre-entry ticket checks
Body and bag search
Electronic ticket scan
Entry through turnstile

During these procedures it may be necessary to temporarily hold supporters at cordon points to achieve a safe and steady flow through to the turnstiles.

Turnstiles will be open 2 hours (90 minutes for midweek fixtures) before kick-off, and it is advised supporters to be in their seats no later than 30 minutes before kick-off.

Please note that large numbers of Supporters arriving late cannot have an expectation of making it into the Stadium before kick-off.



Security Measures

Enhanced security measures are in place and supporters are advised to arrive early to facilitate these. It is requested supporters avoid bringing bags where possible as enhanced searches will be taking place. Please note that bags larger than A4 will not be permitted entry into the Stadium.

Please note that explosive/narcotic/pyrotechnic detection dogs will be present throughout.

Safe Standing (Barrier/Rail Seating)

Safe standing in seated areas, it should be noted, is distinct both from persistent standing in seated areas, and from safe standing in conventional terraced standing accommodation.

At Stamford Bridge in the Away Supporter Sections standing Supporters are protected from the risks of forward movement by the installation of suitably designed independent barriers in front of each seat, or by the provision of a suitably designed seats that incorporates barriers.

The design of each seat and seating row allows for free flowing lateral movement into and out of the seating row. Safety management procedures are in place to mitigate against encroachment onto the gangways. Safety management procedures are in place to manage the numbers of Supporters entering the safe standing accommodation and safety management procedures are in place to manage the behaviour of Supporters.

Banners/Flags

There is only a limited amount of space to display banners and flags within the Stadium and they must therefore be no larger than 80cm in depth and 250cm in width. Banners and flags must not obstruct the view of others, cover advertising signs or cause a safety hazard.

Banners and flags must not display any abusive or threatening words, images, political statements or be deemed unacceptable. Flag poles are not allowed. All banners and flags must carry a Fire Safety Certificate.

Activations

Please note that our pre-match activation “Countdown to Kick Off” may include a light show and special effects.

Supporter Behaviour

Ground Regulations specifically outlaw the use of threatening behaviour, foul or abusive language and discriminatory abuse, chanting or harassment relating to age, disability, gender reassignment, race, religion and belief, sex, or sexual orientation.

Chelsea FC takes all forms of discriminatory behaviour very seriously and believes all forms of discriminatory chanting, including antisemitism, homophobic, biphobic and transphobic chanting to be abhorrent behaviour that has no place in football.

The club continues to work very closely with the football authorities and organisations such as Kick It Out to combat discrimination and make the attendance at football matches as enjoyable for everyone as it should be.

Any form of discriminatory or abusive chanting is an arrestable offence and will not be tolerated. **If you hear it, report it. During the Match:** TEXT **88777**, with stand, row, seat number, description of the offender and incident. **After the Match:** CALL **0207 386 3355** or email: **buildingbridges@chelseafc.com**.

Prohibited Items



MATCHDAY STRICTLY NO RE-ADMISSION



NO BAGS LARGER THAN
A4 (100 X 200 X 300 MM)



NO BABY BUGGIES
OR PRAMS



NO VIDEO RECORDING
EQUIPMENT



NO LARGE
LENS CAMERA



NO SMOKING INC.
E-CIGARETTES & VAPES



NO DRINKING
GLASSES



NO GLASS BOTTLES OR
PLASTIC BOTTLES IN
EXCESS OF 500ML



NO CANNED
DRINKS



NO DARTS, KNIVES
OR WEAPONS



NO FIREWORKS
OR FLARES



NO GAS OR SMOKE
CANISTERS



NO TOOLS



NO AIR HORNS
OR MUSICAL
INSTRUMENTS



NO FLAG POLES
OR STICKS



NO UMBRELLAS



NO PERSISTENT
STANDING



NO RATTLES



NO SELFIE STICKS

Away Supporters Coach Park

Coach details must be reported to Chelsea FC on link <https://booking.gotocsp.com/chelsea> and a coach parking pass will be issued to place in the windscreen. The maximum number of visiting coaches that can be accommodated is 20. Subject to Police permission, it is possible to bring eight coaches, including the Away Team Coach, to outside the Stadium during the fixture, which will make the departure quicker for Visiting Supporters. **Please note that all Coaches must be booked onto the system at least 48 hours prior to the fixture date. Any booking received after this time will be at significant risk of incurring a Penalty Charge Notice (PCN).**

Please see below a map of the local area showing the Away Supporters Coach Park and the suggested walking route to Stamford Bridge. The Stadium is a 12-minute walk (0.5 miles) from the Coach Park. Special arrangements can be made for Coaches with disabled supporters to drop off pre match and pick up post-match from outside the Stadium. **Please note that the Fulham Road closes 90 minutes before kick-off and remains closed until approximately 45 minutes after the final whistle.**

When additional coach parking is required, the following is available; Fenelon Place, Kensington W14 8PB, Bayswater Road, Lancaster Gate W2 4RT, Chiswick High Road, Chiswick W4 1SY, Atlas Road, East Acton NW10 6DN, Spring Grove Road, Hounslow TW3 4BE, Twickenham Bus Depot, Twickenham TW1 1DQ, Old Deer Car Park, Richmond TW9 2RA, Stanley Road, Twickenham TW2 5NP and Tamian Way, Hounslow TW4 6BL. All these need to be pre-booked, more details can be obtained from <https://tfl.gov.uk/info-for/coach-drivers/>

